



DECEMBER NEWSLETTER



Williamson Elementary School

The Frost Pane

What's the good of breathing
On the window
Pane

In summer?
You can't make a frost
On the window pane
In summer.

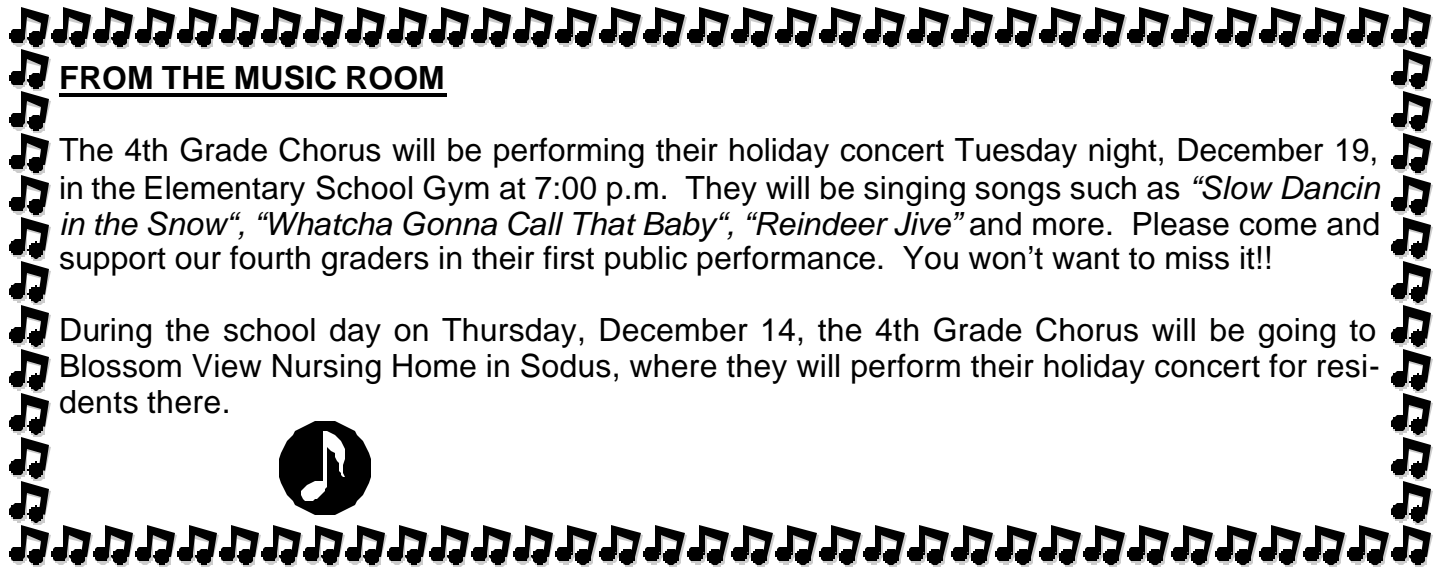
You can't write a
Nalphabet,
You can't draw a
Nelephant;
You can't make a smudge
With your nose
In summer.

Lots of good, breathing
On the window
Pane
In winter.

You can make a frost
On the window pane
In winter.
A white frost, a light frost,
A thick frost, a quick frost,
A write-me-out-a-picture-frost
Across the pane
In winter.

by David McCord

Season's Greetings



FROM THE MUSIC ROOM

The 4th Grade Chorus will be performing their holiday concert Tuesday night, December 19, in the Elementary School Gym at 7:00 p.m. They will be singing songs such as “Slow Dancin in the Snow”, “Whatcha Gonna Call That Baby”, “Reindeer Jive” and more. Please come and support our fourth graders in their first public performance. You won’t want to miss it!!

During the school day on Thursday, December 14, the 4th Grade Chorus will be going to Blossom View Nursing Home in Sodus, where they will perform their holiday concert for residents there.



LOST AND FOUND

Please check for lost items in Room 18 (the inside playground room). **Unclaimed items of clothing will be donated to the Come-Unity Center during Christmas vacation.**

EMERGENCY CLOSINGS

Have you remembered that WHAM – 1180 is our radio station for school closings? Are you sure your child knows where to go if we close early? Does the school know?


COME-UNITY CENTER COLLECTION DRIVE

The Social Studies Committee in the Elementary School has initiated a drive to collect items for the Come-Unity Center. Last year we had such a positive response to this collection, that we wanted to again involve our students in a school-wide community service project. The Come-Unity Center is collecting new items for needy families. Students may bring in these new items anytime before December 11. There are collection boxes located in the Main Office.

Items Requested:

- | | | | | |
|---------|---------|-----------------|---------|--------|
| crayons | dolls | coloring books | puzzles | hats |
| books | mittens | stuffed animals | toys | gloves |
| games | scarves | candy canes | | |

Many items have already come in. Thank you for your participation!



FROM THE HEALTH OFFICE:

Once again, it is the season for ***strep throat***. Please keep your child home if you observe the following symptoms:

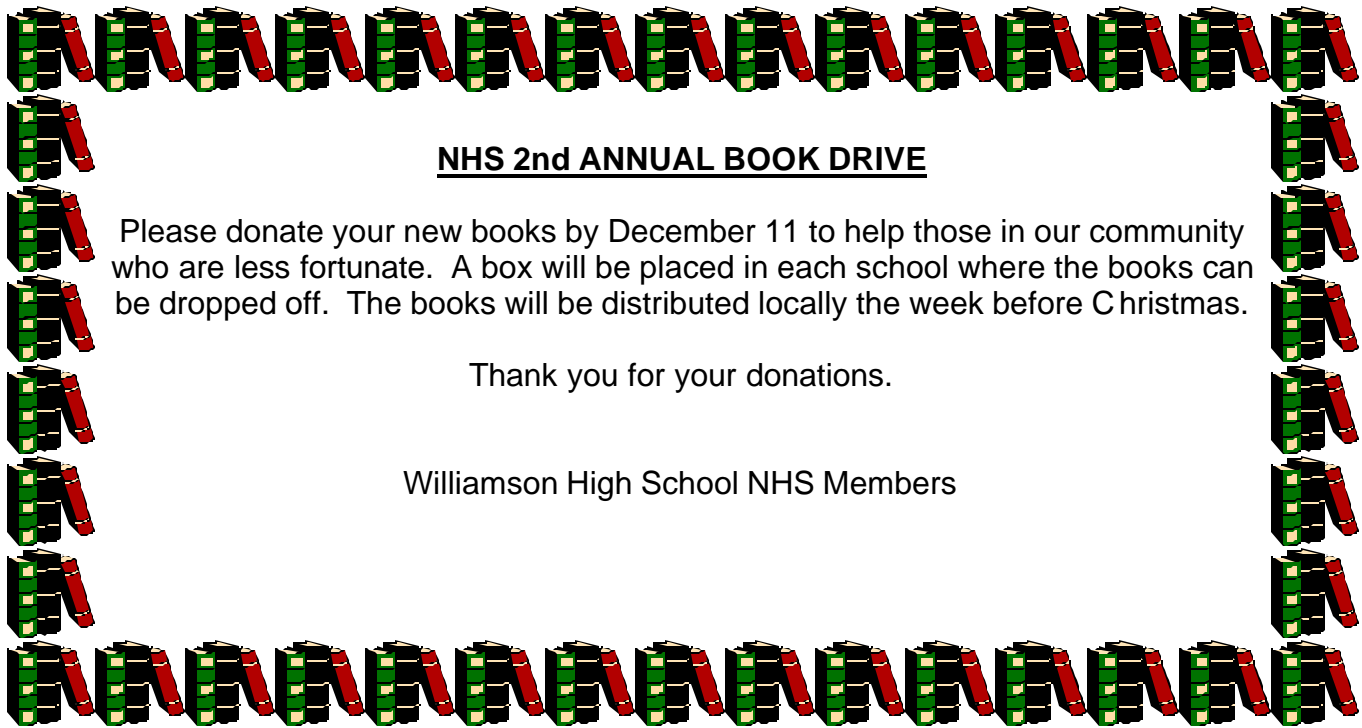
- * sore throat – sudden onset
- * headache
- * difficulty in swallowing
- * fever
- * tender lymph nodes in neck
- * redness or swelling of throat
- * “white patches” on throat

If your child is going to be absent — please call the Health Office @ ext. 112 or 135. Remember to send excuses the next day after the absence.

Students who have a throat cultures done may not return to school until a result is known. If diagnosed by the doctor with strep throat, antibiotics will be given for about 10 days. Please keep your child home for at least 24 hours on medication, and be sure to complete the entire course of antibiotics. Please call the nurse for details if your child will need medication at school.

PLAYGROUND

Playground continues through the winter months whenever possible. Students must dress for cold weather. Please be sure your children are prepared with hats, mittens, boots, and snow-pants (or extra pair of pants). When weather is very severe, all students will remain indoors. Boots are particularly important due to the almost constant presence of mud.



NHS 2nd ANNUAL BOOK DRIVE

Please donate your new books by December 11 to help those in our community who are less fortunate. A box will be placed in each school where the books can be dropped off. The books will be distributed locally the week before Christmas.

Thank you for your donations.

Williamson High School NHS Members

SECOND GRADE NEWS

As second graders, the children have come to us with a foundation of reading and math strategies. It is our task to continue to develop a repertoire of strategies, and to assist the children in learning about themselves as they decide which strategies work best for them. A great deal of time is spent practicing reading at their current level so that they have the opportunity to improve their skills. In addition, the children are introduced to skills which enhance phonetic awareness, as well as reading comprehension. Instruction in Silver and Strong strategies, such as Reading for Meaning and Main Idea, help children to understand the literature they read.

Note taking and listening are additional areas in which the children have been receiving instruction and practice. From their notes they learn how to write effective pieces so that they are able to express themselves clearly in writing. We continue to develop editing skills, such as proper use of capitals and ending punctuation. We also begin to look at accurate conventional spelling as we move away from beginning phonetic spelling.

Mastery of addition and subtraction facts becomes a very important challenge in Grade 2. We work to develop strategies for understanding addition and subtraction, but many children need to spend the necessary time practicing facts so that mastery is possible. Problem solving in math is also very important. We focus on strategies to help children draw, or map out a problem, as well as following step-by-step procedures to solve them. Writing to explain answers in math is another area of emphasis. Children must be able to express how they have arrived at an answer.

All of these reading and math skills are imbedded in our science and social studies curriculum throughout the year. Social Studies provides a focus on communities -- both the one we live in and others very different from Williamson. Science units include concepts about measurement, energy, and life cycles.

As you can see, second graders are very busy young people! It is certainly a joy to watch them thrive and grow in our community of learners.





December 2000

Sun Mon Tue Wed Thu Fri Sat

1 2

3

4

5

6 ABLE Mtg.
7:50 a.m.
Early Dismissal
11:50 a.m.

7

8

9

10

11

12 Parent/Teacher Conferences
Early Dismissal
12:00 Noon

13 ABLE Mtg.
7:50 a.m.
Gr. 1 & 2 Skating Party
3:30 p.m.

14

15

16

17

18

19 4th Grade Chorus Concert
7:00 p.m.

20 BOE Mtg.
7:30 p.m.

21

22

23

24

25

26

27

28

29

30

31

No School For Students -
HOLIDAY BREAK
December 25-January 1

WHO? WHERE? WHEN? From the OT/PT Department

As most of you know the therapeutic team's time is divided between the Williamson and Marion School Districts. If there is a concern or a question, please call the Elementary School at 589-9668 and leave a message for Mrs. Osburn (PT), Miss DeSain (OT), or Miss Kimble (OT).

Mrs. Osburn, Miss Desain, Miss Kimble

Gift Ideas from the OT/PT Department

Often we are asked what can parents do at home to help with development of gross and fine motor skills. We often use readily available items or toys to promote motor skills.

We thought if you were still looking for ideas for holiday gift giving that a suggestion list might help. We in no means expect that you will purchase any/all the items these are just ideas. Have a very healthy happy holiday season from the OT/PT department.

Marcy, Andrea, Katie

Fine Motor

- Squiggly Wiggly Pens
- Wikki Stikks
- Playdough, and tools
- Marker pens smelly variety
- Chalk/ Whiteboard placed on wall
- Stencils, puzzles, mazes
- Craft Kits- beads, wood work, paint
- Finger paint
- Rubberstamps and ink pads
- Gel Pens

Gross Motor

- Mini Trampoline
- Hoppity Hop Ball
- Jumpropes- Regular/Chinese
- Basketball hoop
- Kooshball activities
- Soccer, basket, tennis ball
- Soccer/hockey goalnet
- Velcro ball games
- Zoomball

Games and Toys

- Operation Game
- Twister
- Perfection
- Tiddly Winks
- Jenga
- Spirograph
- Etch-n-sketch
- Magnadoodle
- Kerplunk

Music Tapes

- All Time *Favorite Dances* Kimbo
- *Everybody Dance* Kimbo
- *Kids in Motion* Youngheart Records

These holiday activities also promote components of motor skills:

- Mixing, Rolling, Cutting, and Decorating holiday cookies
- Cutting out snowflakes - try while lying on tummy
- Hanging Ornaments on the tree. Have them reach up on tip toes.
- Wrapping presents, taping. Tying ribbons
Make own wrapping paper with rubber stamps - position on hands and knees
All snow activities- let them pull the sled up the hill, climb through drifts etc.

From Mrs. Byron and Mrs. Rehor:

Presentation Committee Has Initial Meeting

On November 3, representatives from our staff, student body and parents had a meeting to discuss our growing concerns about issues surrounding student and artist performances in our building.

The first concern we addressed was that of concert etiquette. Public presentations are especially exciting for students who have family members and friends sitting in the audience. And for parents, there are few things that touch us more than seeing our children on a stage performing for us. Our Elementary school welcomes the families and friends of our students at these presentations. It is so important to share the happy results of our learning. However, over the past few years, audience behavior during these presentations has caused us some concern.

As you might be aware, our school uses the *Be Wise Program* to help our students understand the behavior that is expected of them during the school day. Students on the committee have developed Be Wise rules that will help us make our concerts more enjoyable for all. The parents on the committee have reviewed these rules and agree that they will help us define behavior expectations at our presentations. We hope you will read these rules with your family and follow them when you attend the next performance.

BE WISE PERFORMANCE BEHAVIOR

1. Students should always be accompanied and supervised by an adult at an after school performance.
2. The audience should stay seated during the performance.
3. Students and siblings should be escorted to the bathroom.
4. Use the drinking fountain before or after the performance.
5. Visitors should stay in the area where the performance is taking place.
6. Toys needed to occupy a younger sibling should be quiet toys.
7. Do not bring food or drinks to the performance area.
8. Respect student displays, teacher materials and school equipment that may be in the halls or in the performance area.

At a later meeting, this committee will continue to address this issue and the issue of limited performance space in the building.

WILLIAMSON K-12 LEARNING FAIR 2001

December 2000

To all elementary home project coordinators,

On Saturday, March 10, 2001, our district will be hosting a Learning Fair at the High School. We are encouraging both individual and group project entries in all subject areas, not just science. We hope that you will begin thinking about a project to do at home with your child. (A wonderful holiday gift might be a book with lots of interesting project ideas.)

We feel that children at the elementary level are just learning the project building and problem solving process. We know that you will have to guide your child through this process. Therefore, elementary projects will receive a certificate of participation but will not have an official . score.

Before you begin, you will need to know what is expected in a project entry. To assist students and adult helpers in planning projects and reflecting on their learning, we have developed a simple self evaluation rubric. On the reverse of this letter, is a SAMPLE of this form. We will be sending you a similar form when you pre-register your project for the Fair.

As you begin working together, please review the rubric with your child. Help him/her understand that a plan is an important part of any project. Without planning, projects often don't get finished. Also, projects should be a tool to ' show what we learn. It is important that children be able to tell what they have learned when a project is completed.

We have also included a pre-registration form in this newsletter. The pre-registration form will help us plan needed space for your projects at the Fair. The pre-registration form will not be due until late January. So you have plenty of time to make your plans.

If you have questions, call Mary Rehor at 589-9668 ex. 147. Thanks for your time and interest in the Learning Fair.

The Learning Fair Committee

Student Name _____ Grade/Subject _____ Teacher/Parent _____

LEARNING FAIR SELF EVALUATION FORM

Project Goal: (Tell about your project idea and what you Wanted to learn.)--- _____

Please circle the numbers that best describe your

Project Development

How did I learn about the topic! Did I plan, Use many resources and solve problems as they came up?

3

I had a plan and followed the steps. I changed the plan and solved problems when needed

2

I had a plan but I didn't follow it closely.

1

I didn't use a plan.

Presentation

How well did I show others what I learned? Is my project neat and organized? Did I include details?

3

It is easy to understand my project. It is clear that I reached my goal.

2

I know what I learned but, I could improve my display to show my learning better.

1

It is hard to tell what I have learned.

Topic Treatment

How well did I learn about my topic? Did I learn something new? Could I teach someone else about it?

3

My topic was challenging and I think I know much more about it now. I could answer questions about the topic.

2

I learned new information but I need to learn more.

1

My topic was confusing and I have trouble explaining my project.

SAMPLE ONLY

**BRANTLING
SKIING
AND
SNOWBOARDING**



**INFORMATIONAL MEETING
WILLIAMSON ELEMENTARY BUILDING
Tuesday • December 7 • 7 TO 7:30 PM
IN
THE ENRICHMENT ROOM #22
FOR ELEMENTARY PARENTS**

BRANTLING WINTER SKI & SNOWBOARD PROGRAM

The elementary ski program is open to all children in Grades K through 4, and even some older children. If you are unaware of the Branding operation, you should check it out. There are a variety of season pass options. Branding is a safe and welcoming environment for children to learn skiing and snowboarding skills. The Steinrotters cater to families and children. Our program will operate again this year as a non-school and non-PTA activity.

Specifics

- The program begins **Saturday, January 6** and will run each Saturday until **February 3**.
- The one **make-up date** will be **February 10**.
- Our program begins at 1:30 PM and ends at 5:00 PM each of those Saturdays.
- A lesson from 2 PM to 3 PM will be offered each day appropriate to your child's ability.
- After the lesson there is free skiing until 5:00 PM.
- Parents transport and supervise their own children.
- Money and this form are due to Ernie Rehor or Cathy Baxter by December 20.
- Checks are to be made payable to Brantling Ski Slopes, Inc.
- Each child will receive a free coupon worth \$18 which is good to ski any time.

Cathy Baxter
7477 Salmon Creek Rd.
Williamson 589- 9998


Ernie Rehor
6287 Bennett St.
Williamson 589-8618

**LIFETIME
ACTIVITY!**

**BUILDS
CONFIDENCE!!**

FUN!

FIGHT WINTER BLAHS!



Option 1

The basic 5 Saturday program includes lessons and lift tickets

\$80 for children with their own equipment

\$120 for ski renters

\$120 for snowboard renters

Option 2

(savings if you know your child will ski)

The Saturday PM Season pass.

This pass begins in December when Brantling opens. It provides a lift ticket any Saturday afternoon for the entire ski season.

5 lessons will be given between 1/6 and 2/10 (including make-up date)

* \$100 for children with their own equipment

* \$180 for ski renters and \$130 for snowboard renters

PLEASE TEAR AT LINE AND SUBMIT WITH PAYMENT IN AN ENVELOPE. RETAIN ABOVE NOTE FOR YOUR RECORDS.

SKI

- ___ 5 Wk Program \$80
- ___ 5 WK Program & Rentals \$120
- ___ Sat. Season Pass \$100*
- ___ Sat Season Pass \$ Rentals \$140*

SNOWBOARD

- ___ 5 Wk Program \$80
- ___ 5 WK Program & Rentals \$120
- ___ Sat. Season Pass \$100*
- ___ Sat Season Pass \$ Rentals \$140*

Student Name _____

Age _____ Grade _____

Parent or Guardian _____

Home Phone _____

Address _____

***FOR SEASON PASS HOLDERS ONLY
PLEASE ATTACH A RECENT PHOTO OF YOUR CHILD**

RENTERS PLEASE FILL OUT THE STUDENT INFORMATION BELOW

SHOE SIZE _____

HEIGHT _____

WEIGHT _____